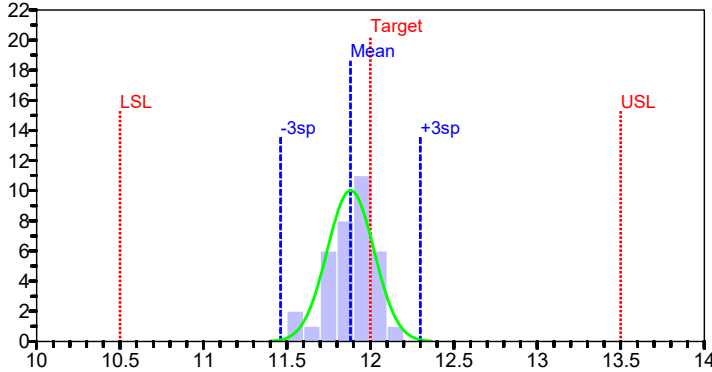


# Electronics Inc. Performance Testing

## Verification of Almen Strip Consistency

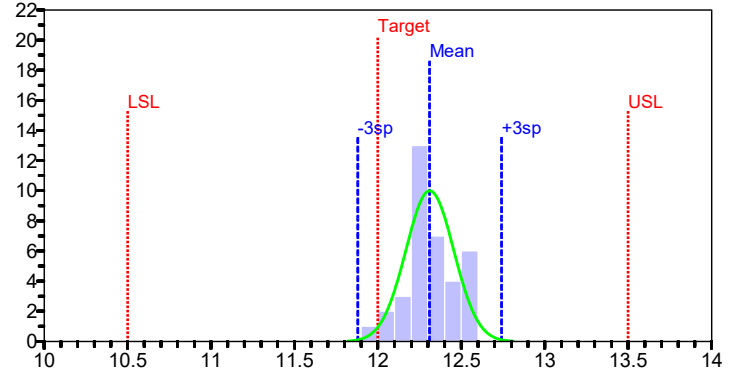
2021

EI A STRIPS (Oct. 26, 2021)  
Lot 18776-02



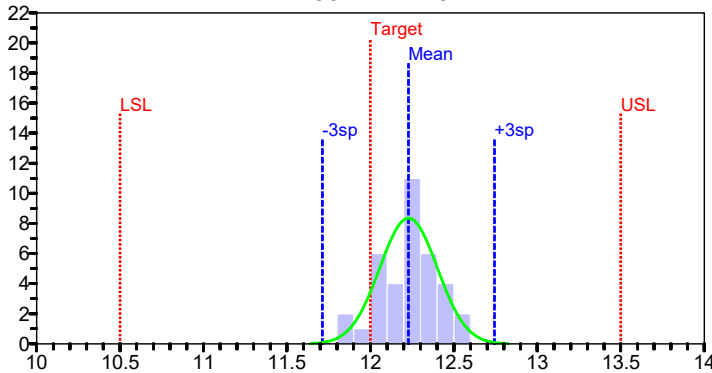
Samples: 35      Cpk: 3.3025      3sp Lim: (11.463, 12.299)  
 Mean: 11.88114      Cp: 3.5867      Target: 12  
 Std Dev: 0.1394057      Cpm: 2.7126      Spec Lim: (10.5, 13.5)  
 Skewness: -0.60054      Est % out: (0.0000, 0.0000)

EI A STRIPS (Oct. 29, 2021)  
Lot 02852F-05



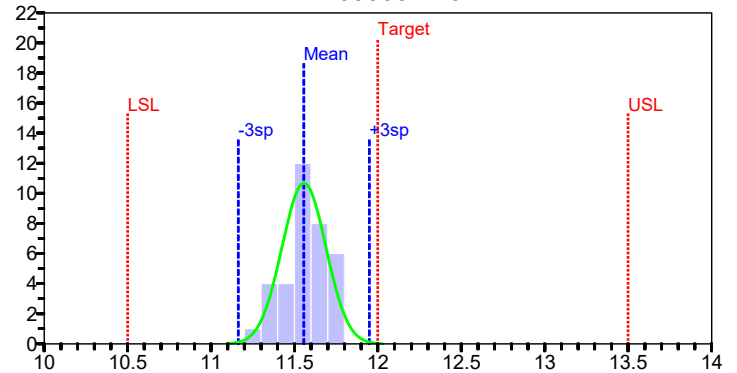
Samples: 36      Cpk: 2.7605      3sp Lim: (11.88, 12.741)  
 Mean: 12.31056      Cp: 3.4813      Target: 12  
 Std Dev: 0.1436254      Cpm: 1.4444      Spec Lim: (10.5, 13.5)  
 Skewness: -0.059751      Est % out: (0.0000, 0.0000)

EI A STRIPS (Mar. 02, 2022) - Rec.2021  
Lot30241111-01



Samples: 36      Cpk: 2.4668      3sp Lim: (11.712, 12.744)  
 Mean: 12.22806      Cp: 2.9091      Target: 12  
 Std Dev: 0.1718774      Cpm: 1.7351      Spec Lim: (10.5, 13.5)  
 Skewness: -0.33905      Est % out: (0.0000, 0.0000)

EI A STRIPS (Dec. 22, 2021)  
Lot 03063F-46



Samples: 35      Cpk: 2.6928      3sp Lim: (11.164, 11.949)  
 Mean: 11.55657      Cp: 3.823      Target: 12  
 Std Dev: 0.1307882      Cpm: 1.0672      Spec Lim: (10.5, 13.5)  
 Skewness: -0.49602      Est % out: (0.0000, 0.0000)



**Electronics Inc.**  
Shot Peening Control