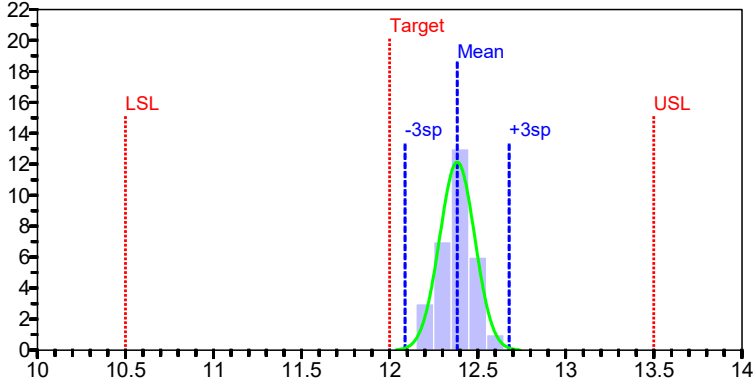


# Electronics Inc. Performance Testing

## Verification of Almen Strip Consistency

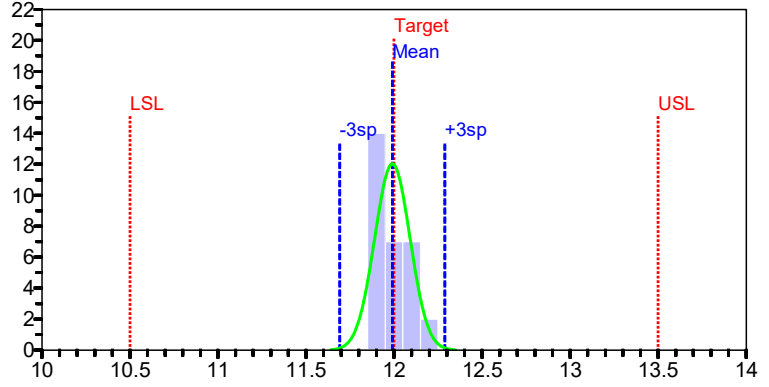
2020

File: P:\ALMEN\Almen Strip Performance Data\ANNUAL-LotPerformance  
EI A STRIPS (Jul 2020)  
Lot 02173F-08



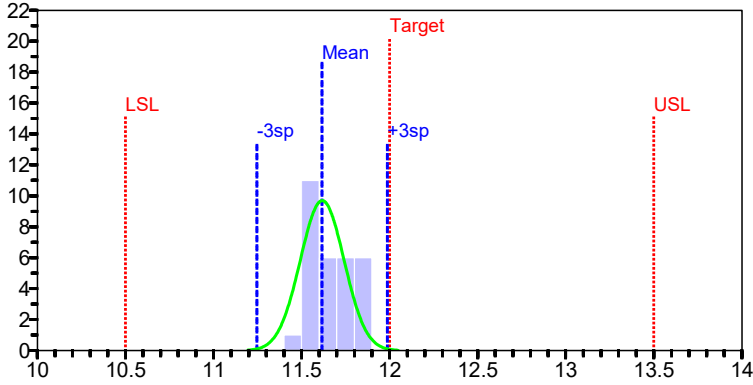
Samples: 30 Cpk: 3.7769 3sp Lim: (12.088, 12.679)  
Mean: 12.38333 Cp: 5.0734 Target: 12  
Std Dev: 0.09855275 Cpm: 1.2433 Spec Lim: (10.5, 13.5)  
Skewness: -0.10178 Est % out: (0.0000, 0.0000)

File: P:\ALMEN\Almen Strip Performance Data\ANNUAL-LotPerformance  
EI A STRIPS (Feb 2020)  
Lot 110094-61



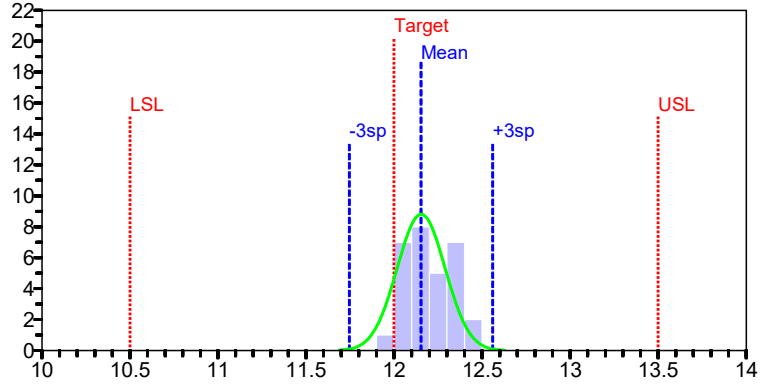
Samples: 30 Cpk: 4.9926 3sp Lim: (11.692, 12.288)  
Mean: 11.99 Cp: 5.0261 Target: 12  
Std Dev: 0.09948141 Cpm: 5 Spec Lim: (10.5, 13.5)  
Skewness: 0.6284 Est % out: (0.0000, 0.0000)

File: P:\ALMEN\Almen Strip Performance Data\ANNUAL-LotPerformance  
EI A STRIPS (Jun 2020) - Straight  
Lot 111456-21



Samples: 30 Cpk: 3.0162 3sp Lim: (11.246, 11.987)  
Mean: 11.61667 Cp: 4.0516 Target: 12  
Std Dev: 0.1234094 Cpm: 1.2226 Spec Lim: (10.5, 13.5)  
Skewness: 0.23844 Est % out: (0.0000, 0.0000)

File: P:\ALMEN\Almen Strip Performance Data\ANNUAL-LotPerformance  
EI A STRIPS (Jul 2020)  
Lot 02211F-02



Samples: 30 Cpk: 3.306 3sp Lim: (11.746, 12.561)  
Mean: 12.15333 Cp: 3.6824 Target: 12  
Std Dev: 0.1357821 Cpm: 2.418 Spec Lim: (10.5, 13.5)  
Skewness: 0.13873 Est % out: (0.0000, 0.0000)



**Electronics Inc.**  
*Shot Peening Control*