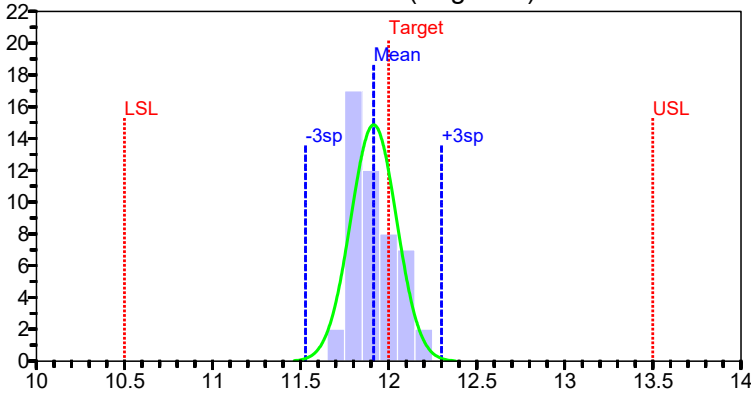


Electronics Inc. Performance Testing

Verification of Almen Strip Consistency

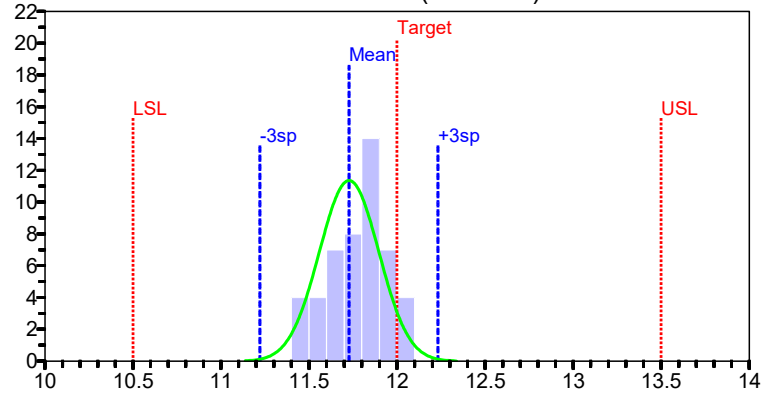
2019

Lot 077842-05
EI A STRIPS (Aug2019)



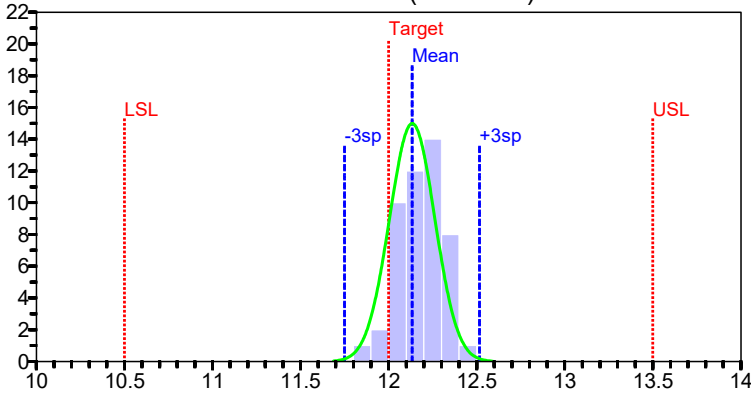
Samples: 48 Cpk: 3.6607 3sp Lim: (11.528, 12.301)
 Mean: 11.91458 Cp: 3.8818 Target: 12
 Std Dev: 0.1288073 Cpm: 3.2246 Spec Lim: (10.5, 13.5)
 Skewness: 0.51046 Est % out: (0.0000, 0.0000)

Lot 081641-66
EI A STRIPS (Oct2019)



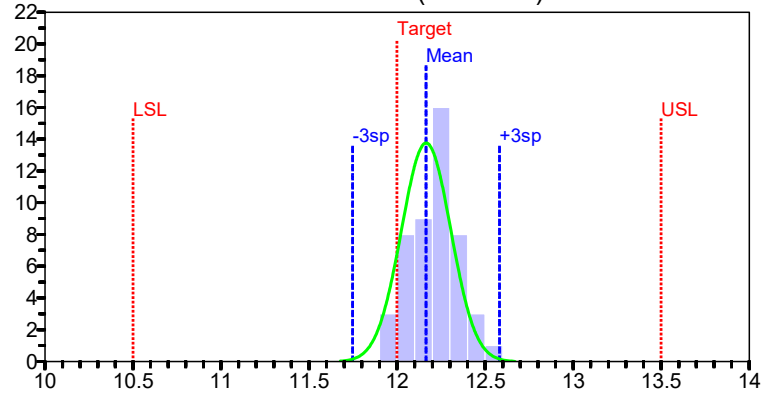
Samples: 48 Cpk: 2.4271 3sp Lim: (11.222, 12.233)
 Mean: 11.72708 Cp: 2.967 Target: 12
 Std Dev: 0.1685225 Cpm: 1.547 Spec Lim: (10.5, 13.5)
 Skewness: -0.35225 Est % out: (0.0000, 0.0000)

Lot 083008-24
EI A STRIPS (Nov2019)



Samples: 48 Cpk: 3.5669 3sp Lim: (11.75, 12.516)
 Mean: 12.13333 Cp: 3.9149 Target: 12
 Std Dev: 0.1277187 Cpm: 2.6932 Spec Lim: (10.5, 13.5)
 Skewness: -0.27293 Est % out: (0.0000, 0.0000)

Lot 083852-37
EI A STRIPS (Dec2019)



Samples: 48 Cpk: 3.1994 3sp Lim: (11.747, 12.582)
 Mean: 12.16458 Cp: 3.5938 Target: 12
 Std Dev: 0.1391304 Cpm: 2.3058 Spec Lim: (10.5, 13.5)
 Skewness: 0.03032 Est % out: (0.0000, 0.0000)



Electronics Inc.
Shot Peening Control