

MODEL VLP1000 MagnaValve

999216

- 200-1000 lbs/min range
- Normally closed
- Variable flow rates
- Up to 50HP Wheel depending on RPM
- Wheel systems
- No moving parts
- Cast Steel shot
- Cast Steel grit
- Wear resistant



The Model VLP MagnaValve is a normally closed valve used to regulate steel shot or grit in wheel blast systems. The valve is constructed with a permanent magnet to hold media until power is applied. An electromagnet cancels the permanent magnet and allows the media to flow at a controlled rate when the valve is powered and operating. A desired flow rate may be achieved by regulating the voltage to the electromagnet.

The VLP MagnaValve can be used in manual or automatic mode. In manual (or open loop) mode, a model 102 Power Pak or a MC Controller is used to adjust the flow rate. For automatic (or closed loop) operation, an AC Shot Flow Controller will detect the load placed on the Wheel motor and regulate the flow of media. This closed loop system will provide accurate and repeatable flow rates over a 200 -1000 pounds/minute flow range.

*Flow rates are based on S230 shot.

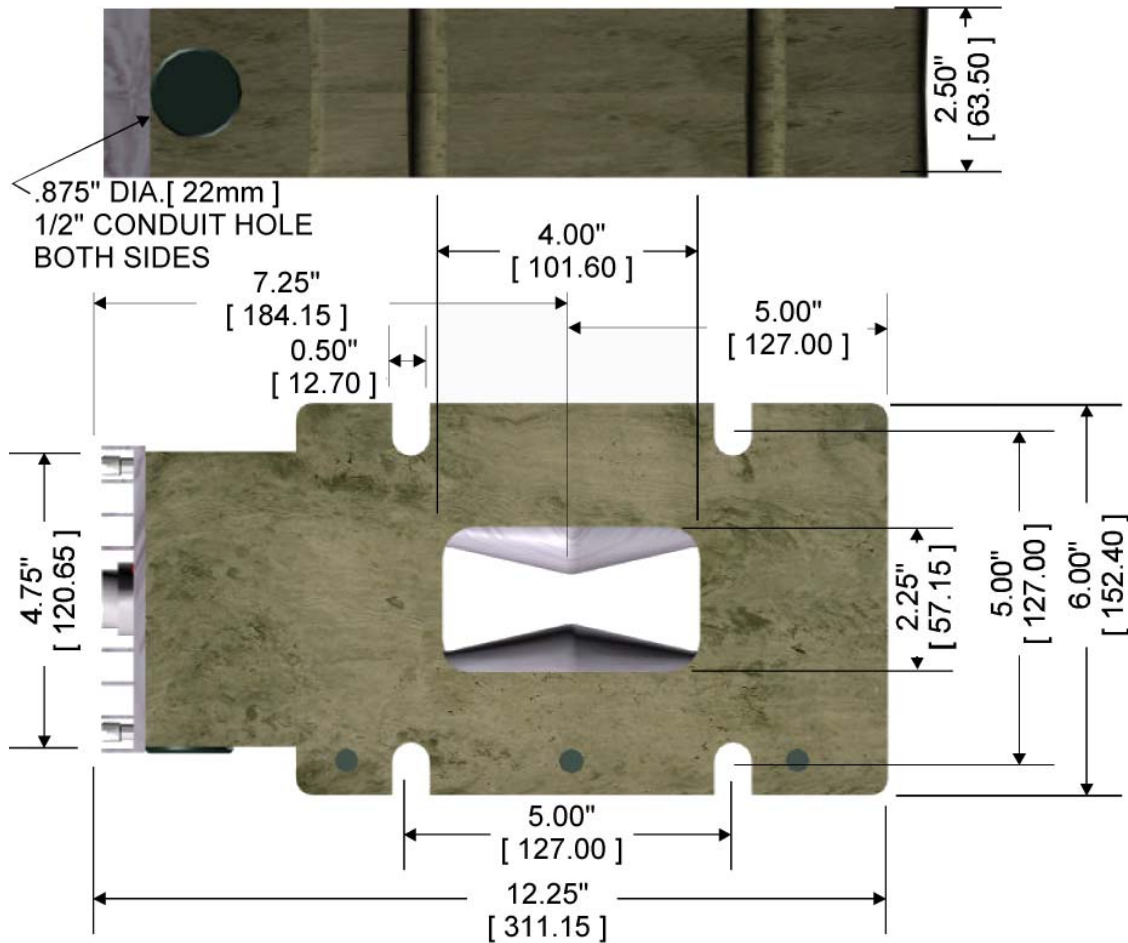


The MagnaValve may be operated by any one of the following controls:	
Open Loop	Model 102 Power Pak *
Open Loop	Model MC Controller
Closed Loop (motor amperage)	Model AC Controller & Current Transformer

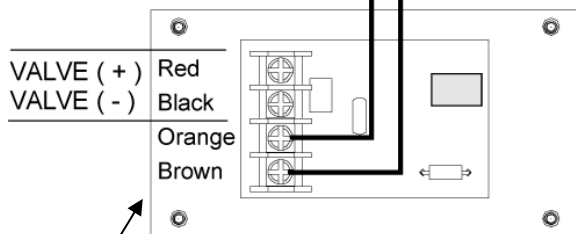
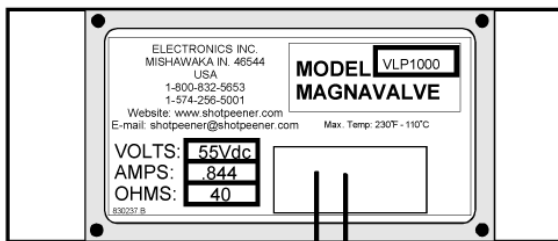
* Also requires 48Vac 100VA transformer and 10k potentiometer, ordered separately.

ELECTRONICS INCORPORATED

MODEL VLP1000 MagnaValve



End view of valve (with Valve Driver removed)



Rear view of valve driver module (VD12)

VD12 replacement part #: 999187

Remove and mount remote for temperatures above 167° F (75° C)

SPECIFICATIONS

Input:	+55Vdc @ .844A PWM
Output:	200-1000lbs/min (approx)
Temp. Range:	23-167° F (0-75° C) *32-212° F (0-100° C)
Weight	16lbs/ 8kg

*If valve driver is mounted in remote location.

Notes:

- 2 wire connection. Use 16 AWG wire size
- Valve must be within 1.5M (5ft) of wheel feed spout for best performance
- There must be a 3" diameter unrestricted flow path above the valve. Do not use slide gate or fixed orifice to limit the media flow since this will defeat the "shot blanket" that protects the valve parts from erosion.