

* MODEL MS-1-1.62 SENSOR *



ABRASIVE BLASTING FLOW SENSOR

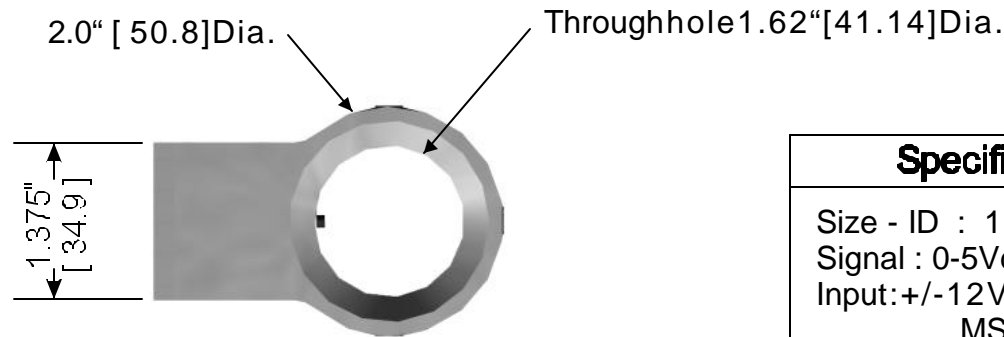
- * Pressure systems
- * Gravity Fed systems
- * All types of Media
- * No moving parts
- * Used with ModelMSD
Media Flow Monitor

The Model MS Capacitive Sensor is constructed in a 3 x 2 x 2 aluminum housing and is attached to the nozzle end by 3 set screws. The 5-pin plug allows for easy connection of the sensor to the Model MSD Media flow monitor. See the MSD data sheet for additional information.

The sensor is placed in the system at the nozzle where flow is most critical. The sensor detects density of media as it is discharged from the nozzle and this signal is then scaled to show the flow condition on the MSD's bar graph display.

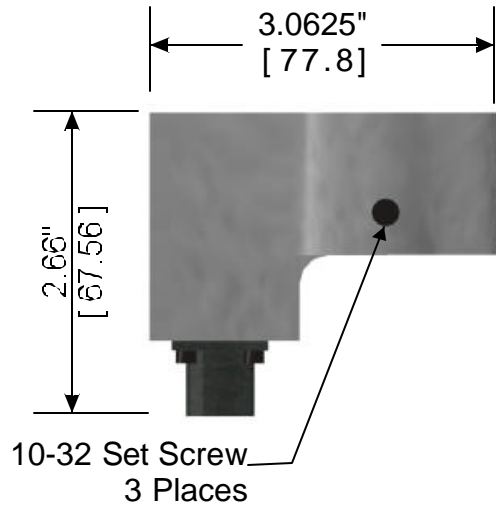
ELECTRONICS INCORPORATED

* MODEL MS-1-1.62 SENSOR *




Specifications
Size - ID : 1.62"
Signal : 0-5Vdc output
Input: +/- 12Vdc (from MSD monitor)

Different sized nozzle diameters are available upon request



MSD Monitor with bargraph display



The Sensor is supplied with a 20ft. Cable with a plug in connector on one end and leadson the other, for easy installation. The cable may be cut to length to suite installation.

CABLE PINOUT		
PIN	WIRE COLOR	DESCRIPTION
1.	Black	-12Vdc
2.	Red	+12Vdc
3.	Green	0vdc (Common)
4.	White	0-5Vdc Output
5.	Shield	Chassis Ground

MS1-162.CDR 03/31/03